

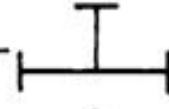
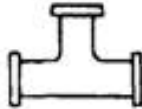
ILLUSTRATED

SYMBOLS
(THREADED)

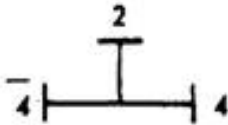
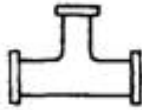
90° ELBOWS



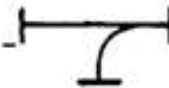
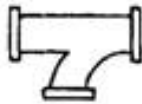
STRAIGHT TEE



REDUCING TEE



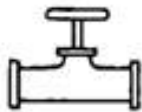
SANITARY TEE



P-TRAP



GATE VALVE



SHOWER HEAD




LAVATORY (SINKS)



BATH TUBS



SHOWER STALL



Symbols/Abbreviations

Meaning

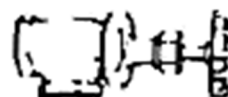
Illustration



GATE VALVE



GATE VALVE
ANGLED



GLOBE VALVE



GLOBE VALVE
ANGLED



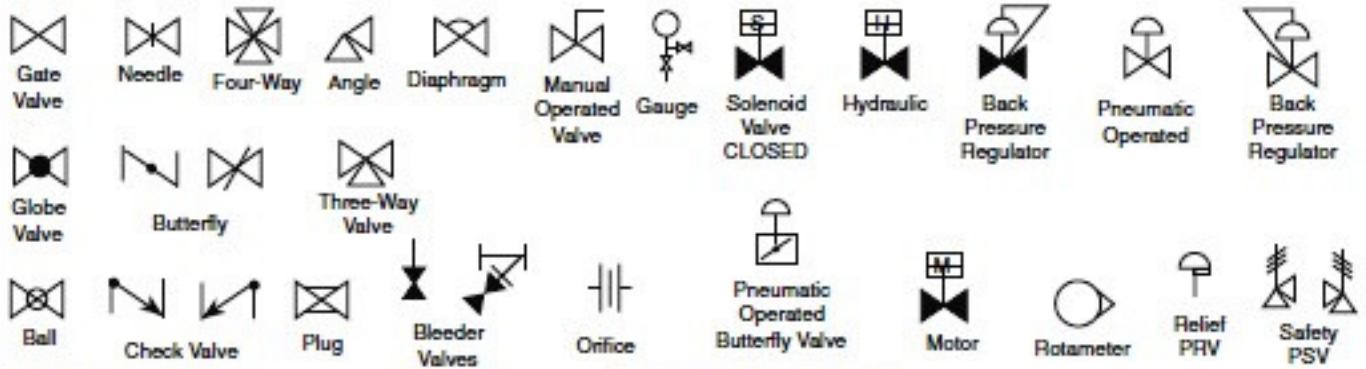
FAUCET.
PLAIN BIBB



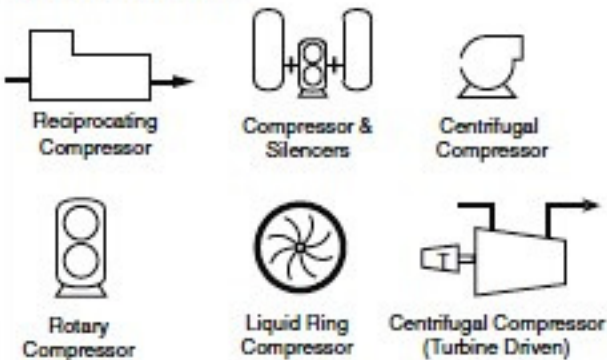
FAUCET.
HOSE BIBB



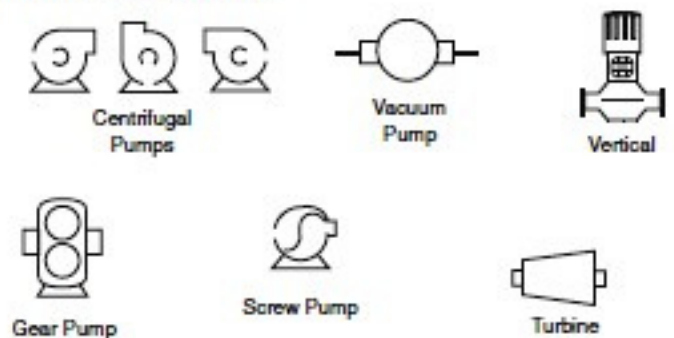
VALVES



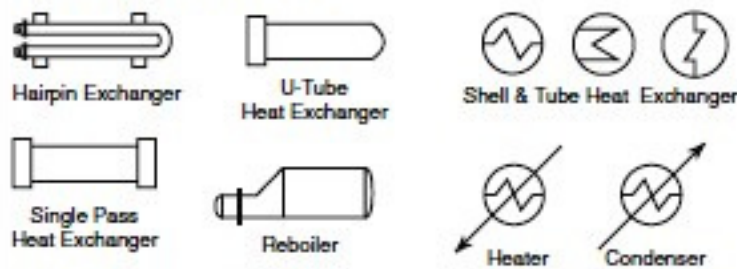
COMPRESSORS




PUMPS & TURBINE




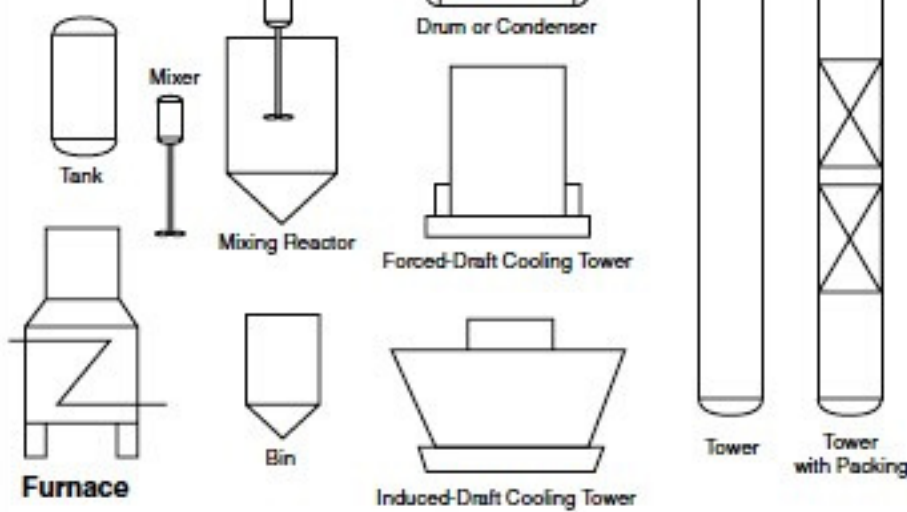
HEAT EXCHANGERS



LINE SYMBOLS



VESSELS



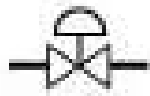
GATE VALVES



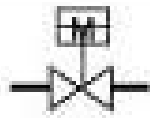
Gate Valve



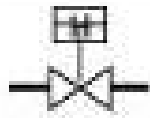
Manual Operated Valve



Pneumatic



Motor



Hydraulic

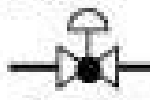


Bleeder Valves

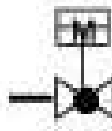
GLOBE VALVES



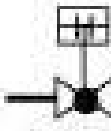
Globe Valve



Pneumatic



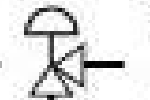
Motor



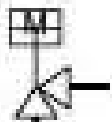
Hydraulic



Angle



Pneumatic



Motor



Needle

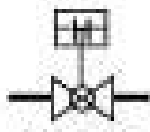
BALL VALVES



Ball



Ball



Motor or Hydraulic

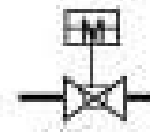
PLUG VALVES



Plug



Plug



Motor or Hydraulic

BUTTERFLY VALVES



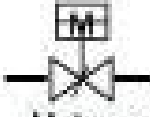
Butterfly



Butterfly



Butterfly



Motor or Hydraulic



Pneumatic Operated

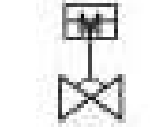


Solenoid Valve CLOSED

DIAPHRAGM VALVES



Diaphragm



Motor

CHECK VALVES



Check Valve



Check Valve



Stop Check

SAFETY (Gases)



Knife Valve



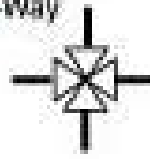
Finch Valve

RELIEF (Liquids)



Relief Valve

Four-Way



Three-Way Valve



Gauge



Rotameter



Orifice

ITEM	SYMBOL		ILLUSTRATION
	STRAIGHT	ANGLED	
CHECK VALVE			
GATE VALVE - PLAN			
ELEVATION			
GLOBE VALVE - PLAN			
ELEVATION			
FLOAT VALVE			
HOSE VALVE		OR	
PET COCK			
TRY COCK			

NOTE: SYMBOLS ARE SHOWN FOR SCREWED FITTINGS - SYMBOLS FOR JOINTS ARE ADDED FOR OTHER TYPES